
Setting up Google Chat (iOS)



Getting Started (iOS)

- Download the Google Chat app via App Store



Google Chat 4+

Efficient Team Communication

Google LLC

#13 in Business

★★★★★ 4.6 • 145.8K Ratings

Free



Getting Started (iOS)

- Click on “Get Started”



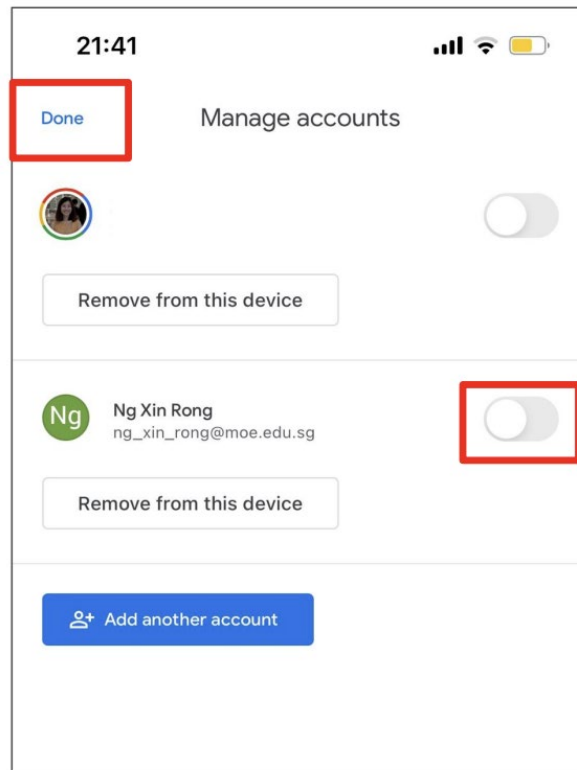
Welcome to the new
Google Chat

An intelligent communications app, built
for teams

Get started

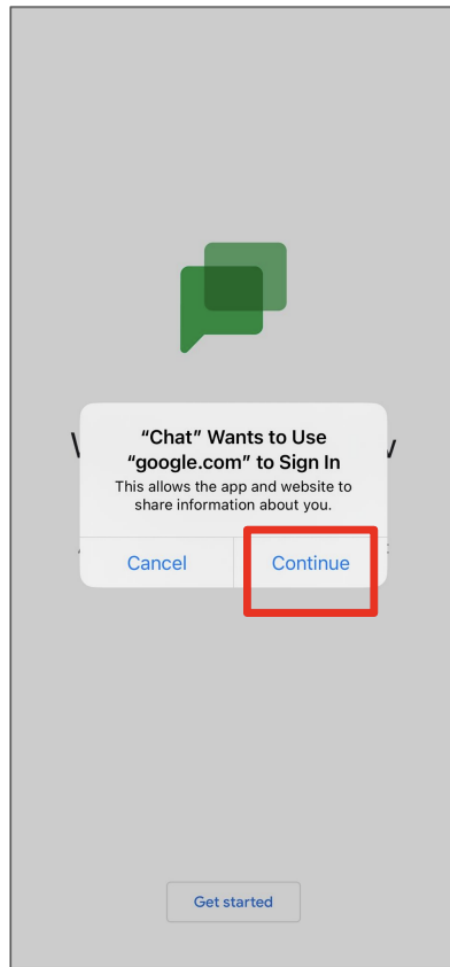
Getting Started (iOS)

- If you have logged in to any Google account on your phone, select the Google account you'd like to use chat with and click to turn chat on.
- Click "Done" to proceed



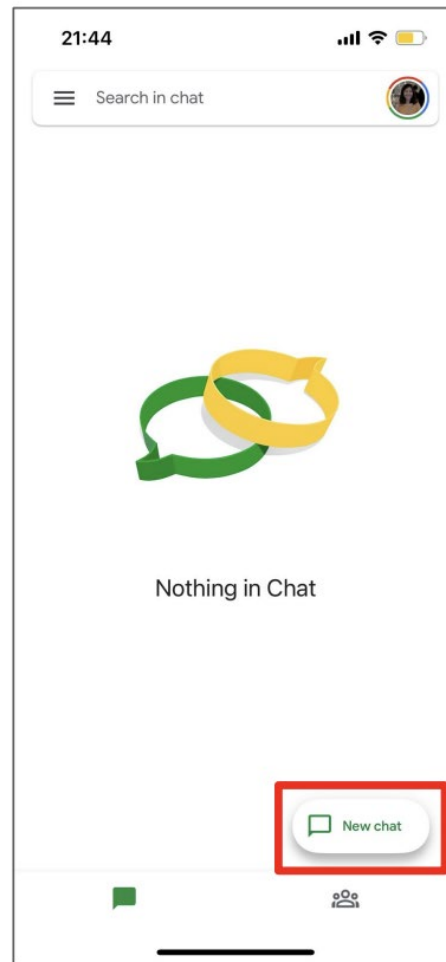
Getting Started (iOS)

- If you have not logged in to any Google account on your phone, Google will prompt you to sign in.
- Click on 'Continue' to sign in with your Google account.



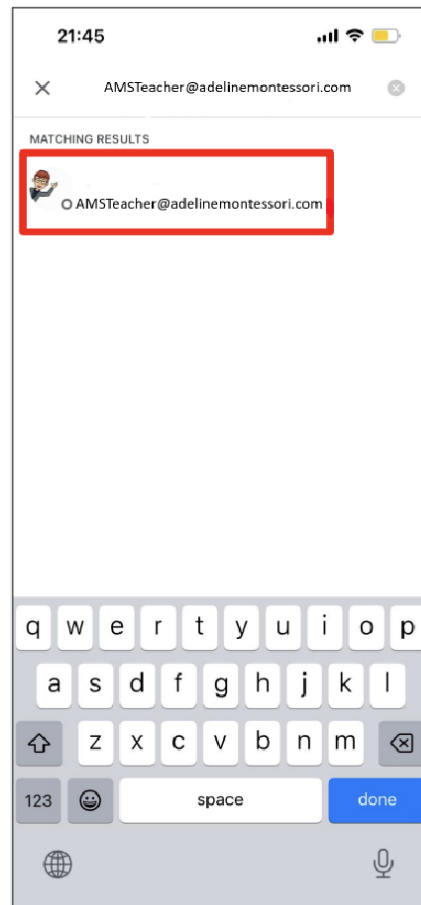
Getting Started (iOS)

- You will be redirected to the Google Chat interface, where you can see all existing conversations.
- Click on 'New chat' to start a conversation.



Getting Started (iOS)

- Type the teacher's (or other AMS staff member) email address into the search bar to look for her/him.
- Click on the name to start a conversation.
- NOTE: For sending future messages, Google Chat will remember your frequent contacts, so you won't always need to re-enter the email address.



Getting Started (iOS)

- You can now type a message, send a picture or documents to your child's teachers.

